

**girl scouts**   
of black diamond

# **Girl Scout Songs and Skits**



# Song Leading

## A Skill That Can Be Learned

Love to sing, but not sure how to start teaching others? Here are some great guidelines for the emerging song leader—no matter what age you are.



### Choosing Songs

- **Know the group that you will be working with.** How old are they? How many girls are there? What are their singing abilities? What are their song interests? How long is their attention span?
- **Begin with simple songs or songs that the girls know.** Choose songs that are simple—short rounds, songs with tra-la-la choruses, repeat songs, or those that include repetition.
- **Know what you are doing.** Know the song words and the melody. Practice. Use note cards if you need them. Make a list of the songs you will sing, and know the order you will sing them in. Know something of the history of the song so you can share it with the girls.
- **If you are choosing songs for an evening program,** start out with the rowdy songs and end up with the quiet songs to set the tone for bedtime.

### Leading Songs

- **Be enthusiastic.**
- **Sing the song through for the group.** Introduce the song by telling where it is from. Sing the first verse and the chorus, so group members know how it sounds. Have those who know it sing with you.
- **Teach the song phrase by phrase.** Sing a phrase, and have the group sing back to you. Then join phrases and sing the verse and chorus. If long, teach a few verses, then repeat. Repeat once or twice.
- **Sing the song all together.** If singing a round, a song with parts, or a descant, make sure each group knows its part well before putting the parts together. If you are singing a song with parts, have a leader who knows each part. Use simple hand motions to keep the tempo.

# **Song Leading**

## **A Skill That Can Be Learned**

- **You give the starting note.** Hum the melody or use a musical instrument. If you get it wrong, stop and start over. Avoid pitching too high or too low for girls.
- **Make sure that girls follow your hand motions.** Let them know that hand motions are used to keep the group together in the right tempo, and the motions will help them know where you are in the song.
- **Choose a variety of songs.** Do songs that are fast and slow, songs that include hand motions, and songs that lend themselves to simple harmony, as well as funny songs. Avoid songs that might be offensive to religious or ethnic groups.

### **More Song Resources:**

- *Pax Lodge Songbook*
- *Sangam Sangeet/Sangam Songbook*
- *Girl Scout Pocket Songbook*
- *Our Chalet Songbook*
- *Our Chalet Songbook II*
- *Brownie Girl Scout Songbook*
- *The World Song*
- *Sisters Hand in Hand: New Songs for Girl Scouts Everywhere* CD or Cassette

### **Helpful Web Sites:**

[http://www.bdgsc.org/program\\_resources/leaderresources.aspx](http://www.bdgsc.org/program_resources/leaderresources.aspx)

<http://www.scoutingweb.com/scoutingweb/Traditions/Songs.htm>

# **Traditional** **Songs**



## **MAKE NEW**

### **FRIENDS**

Make new friends, but keep the old.  
One is silver, and the other gold.

A circle's round; it has no end.  
That's how long I want to be your friend.

A fire burns bright; it warms the heart.  
We've been friends from the very start.

You have a hand, and I have another.  
Put them together, and we have each other.

Across the land; across the sea.  
Friends forever we will always be

### **TAPS**

Day is done. (hands in front, palms up)  
Gone the sun (turn palms down)  
From the lakes, (hands sweep from front to sides)  
from the hills, (hands overhead in a point)  
from the sky. (hands straight up)  
All is well. (left hand comes down in front, pointing to right)  
Safely rest. (right hand comes down on top of left arm; finger tips are on elbows)  
God is nigh. (forehead rests onto arms in front of you)

### **BROWNIE SMILE SONG**

#### Verse 1

I've got something in my pocket,  
It belongs across my face,  
And I keep it very close at hand  
In a most convenient place.

#### Verse 2

I'm sure you couldn't guess it  
If you guessed a long, long while,  
So I'll take it out and put it on  
It's a great big Brownie smile!

### **THE FLICKER OF THE CAMPFIRE**

#### Verse 1

The flicker of the  
campfire,  
The wind in the  
pines.  
The moon in the  
heavens,  
The stars that  
shine.

A place where all our troubles  
Are always left behind.

#### Verse 2

So give me the light of a campfire,  
Warm and bright.  
And give me some friends to sing with;  
I'll be here all night.  
Love is for those who find it;  
I found mine right here.  
Just you and me and the campfire  
and the songs we love to hear.



#### Interlude

Do-do, do-do, do-do, do-do

## GENEROSITY

She wears a G for generosity,  
She wears an I for interest, too.  
She wears an R for real fine sportsmanship,  
She wears an L for loyalty, loyalty.  
She wears an S for her sincerity.  
She wears a C for courtesy,  
She wears an O-U-T for outdoor life, outdoor life,  
And that Girl Scout is Me.

## JULIETTE GORDON LOW SONG

(Tune: ABCs)

Juliette, Juliette Gordon Low  
Founded the Girl Scouts long ago.  
Founded the Girl Scouts in 1912,  
Served her country and she served it well.  
Juliette, Juliette Gordon Low,  
Founded the Girl Scouts long ago.

## I'M A DAISY GIRL SCOUT

(Tune: I'm A Little Teapot)

I'm a Daisy Girl Scout  
And I'm neat.  
Here are my hands  
And here are my feet.  
When we get together  
We all say-let's have fun  
The Girl Scout way.



## ALL GIRL SCOUTS

(Tune: Generic Army Marching Cadence)

### Verse 1

I don't know, but I've been told,  
All Girl Scouts are good as gold.  
I am one, and I say it's true,  
Scouting's great for me and you.

### Chorus:

Sound off: 1,2

Sound off: 3,4

Bring it on down: 1,2,3,4,1,2,-3,4

### Verse 2

Daisy has a disc of blue,  
They are Scouts that are brand new.  
They are cute and they are sweet,  
Daisy Scouts are fun to meet.

### Verse 3

Brownies have a disc of green,  
They are second on the scene.  
They wear a uniform that's brown,  
Their smile song can erase a frown.

### Verse 4

Junior level is the next,  
A yellow disk is on their vest.  
They say that camping is big fun,  
And they earn badges one by one.

### Verse 5

Cadettes are teens that care a lot,  
Their service projects hit the spot.  
A white disc is the one they wear.  
The name Girl Scout they're proud to wear.

### Verse 6

Senior discs are red, I know.  
They are Girl Scouts on the go.  
Ambassador discs blue as can be  
Some Girl Scouts go overseas.

## Fun

# Songs



### BOOM CHICKA BOOM

(Repeat Song)

I said boom!

I said boom chicka-boom!

I said booma-chicka-rocka-chicka-rocka-chicka-boom!

Uh huh!

Oh yeah!

One more time...

Extra Verses:

**Underwater**—sing with fingers dribbling against your lips

**Loud**—as loud as you can!

**Slowly**—as slow and drawn out as possible

**Opera**—using an opera voice

### Valley Girl Style

I said, like, boom!

I said, like, boom chicka-boom!

I said, like, booma-chicka, like, rocka-chicka, like, gag me with a spoon!

Like, uh-huh!

Like, for sure!

Like, same thing...

### Janitor Style

I said a Broom-Pusha-Broom!

I said a Broom-Pusha-Broom!

I said a Broom-push-a-mopa-push-a-mopa-push-a-broom!

### Barnyard Style

I said a moo chicka moo!

I said a moo chicka moo!

I said a moo chicka-bocka-chicka-bocka-chicka-moo

### Flower Style

I said a bloom!

I said a bloom chicka-bloom!

I said a bloom-chicka-blossom-chicka-blossom-chicka-bloom!

### Race Car Style

I said a vroom!

I said a vroom shifta-vroom!

I said a vroom-shifta-grinda-shifta-granda-shifta-vroom!

### Astronaut Style

I said a moon!

I said a shoot-me-to-the-moon!

I said a shoot-me-blast-me-shoot-me-blast-me-shoot-me-to-the-moon!

### A MARCHING SONG

(Repeat Song)

Everywhere we go

People wanna know

Who we are

And where we come from


So we tell them

We're from (unit's name)

Mighty mighty (unit's name)

And if they can't hear us

We'll shout a little louder...



### THE PRINCESS PAT

(repeat song, actions in brackets)

The Princess Pat (Egyptian pose)

Lived in a tree (pose like a tree)

She sailed across (wave motion in front of body)

The seven seas (#7 with finger, "C" with hand)

She sailed across (wave motion)

The Channel Two (two hands tracing channel, #2)

And she took with her (throw a sack over shoulder)

A Rick- a- Bamboo (trace wavy figure in front of you going down, bend knees as you go)

**Chorus:**

A Rig of Bamboo (as before)

Now what is that? (shrug shoulder, hold out hands)  
It's something made (bang one fist on tops of other)

For the Princess Pat (Egyptian pose)

It's red and gold ("twirl" arm down by hip)

And purple too (flip hands as if saying "Oh my gosh")

That's why it's called (cup hands in front of mouth)

A Rig of Bamboo (as before)

Now Captain Jack (salute)

had a mighty fine crew (salute several times)

He sailed across (wave action)

The Channel Two (as before)

But his ship did sink (hold nose, one hand over

head, waving as you bend knees)

And yours will too (point to other in circle)

If you don't take (throw sack over shoulder)

A Rig of Bamboo (as before)

**Chorus**

Now the Princess Pat (as before)

Saved Captain Jack (as before)

She reeled him in (use imaginary fishing rod)

She brought him back (jump-turn around)

She saved his life (jump-turn back around, hands in prayer position)

And his crew too (salute several times)

Do you know how? (shrug shoulders, hold out hands)

With a Rig of Bamboo! (as before)

**Chorus**

---

### Hi! My name is Joe!


(Spoken)

Hi! My name is Joe! I have a wife, two kids and I work in a button factory. One day my boss said, "Joe, are you busy?" I said "No." He said, "Turn this button with your..."

1. Right hand
2. Left hand
3. Right foot
4. Left foot
5. Head

Verse 6:

Hi! My name is Joe! I have a wife, two kids and I work in a button factory. One day my boss said, "Joe, are you busy?" I said, "YES!!!"



### Singing in the Rain

I'm singing in the rain  
Just singing in the rain  
What a glorious feeling  
I'm just singing in the rain!  
Thumbs up!

*Repeat, adding a new action each time.*

*The final verse should be:*

Thumbs up!  
Elbows in!  
Knees bent!  
Knees together!  
Chest out!  
Bottom out!  
Head back!  
Tongue out!

### The First Aider Song

(tune: The 12 Days of Christmas)

On the first day of Camping the leaders sent to me a girl who had skinned her knee,  
On the second day of Camping the leaders sent to me two banged heads and a girl who had skinned her knee,  
3 nose bleeds.. 4 'squito bites.. 5 nettle-stings... 6 girls with splinters... 7 upset tum-mies... 8 cuts and bruises... 9 twisted ankles... 10 homesick Leaders... 11 girls with measles... 12 angry parents...

---

### My Aunt Came Back

(Spoken)

My Aunt came back from the New York Fair and brought with her a rocking chair. (Rock back and forth)

My Aunt came back from Old Japan and brought with her a hand fan. (Rock and fan yourself)

My Aunt came back from Old Algiers and brought with her a pair of shears. (Rock, fan and pretend to have scissors.)

My Aunt came back from Holland too and brought with her a wooden shoe. (Rock, fan, scissors and tap foot.)

My Aunt came back from Waterloo and brought with her some gum to chew. (Rock, fan, scissors, tap and chew.)

My Aunt came back from Timbuktu and brought her a Nut like You!



# Skits



A skit is a prepared, rehearsed presentation by part of the group for the enjoyment of the rest of the group. Practiced lines, costumes, sets and props are ingredients to a successful skit and sound preparation is a must. Skits are an excellent way for those who are shy to take part in a program.

Participants in the skit should be encouraged to speak loudly and clearly. Have them face the audience. Actions should be clear and distinct so that everyone can see and understand what is going on. Act as a coach or director, and screen the skit prior to the presentation. Provide hints and suggestions to make it a polished performance.

Try to avoid having the skit end before the audience understands what was happening. Stress the importance of having the punchline come through loud and clear, for the benefit of the audience. Use costumes and props whenever possible. These added touches make the audience even more appreciative of the work involved in the preparation.

After a while, published skits become old, so creative groups will want to develop new ideas on their own. One excellent way to develop a new skit is to act out a joke or cartoon that you find appealing. These can be found in magazines or gotten from friends. Skits can also be based on personal incidents—think of an amusing or embarrassing incident that occurred recently in your group and dramatize it. You can do a parody on yourselves or others engaged in their daily activities, adding enough exaggeration to make a successful skit. Hilarious impromptu skits can be fashioned around well-known fairy tales, such as Little Red Riding Hood, Hansel and Gretel, Goldilocks and the Three Bears, Rapunzel, etc. A few props and simple costumes make these even more fun. Try adding your own twists to the story, such as a surprise ending. Having an announcer simplifies things.

One method used to produce new skits is to assign a selection (combination) of settings, characters, and props. Here are some ideas:

<b>Setting</b>	<b>Characters</b>	<b>Props</b>
Seashore	hippie	GS uniform
Mountain	mountain woman	clothing
Desert	grandmother	basin or bucket
City	billy goat	jewelry
Country	mouse	wig and purse

Now select one setting, two character, two props, and use them in a new skit or change and old one. Collect a large box of props to draw from, just old clothes and junk. You'd be surprised how useful some things are.

Encourage the girls to create their own original skits. In an activity prior to the presentation, provide the girls with the opportunity to write their own skits. Give them a setting, characters, as situation and props, and have them design a skit utilizing the se things. Encourage the use of good taste. Censorship or editing may be necessary!

Praise the performers for their efforts. A polished skit requires a great deal of time and effort, and appreciation should be shown

# Skits

## GIRL SCOUT LAW SKIT

NARRATOR: In Girl Scouting we have one Law with ten parts.

I will do my best to be honest and fair (Three girls enter with each holding a glass and one holding a bottle of opened pop. She pours a little into each glass making sure they are equal and says "Now let's be as fair as we can about this")

I will do my best to be friendly and helpful (A Brownie enters with a lop-sided cake and proudly announces that she helped her mother make this lovely cake. Mother enters with flour all over her and her hair a mess and a general disheveled appearance)

I will do my best to be considerate and caring (Two girls appear in archway and take turns saying "You go first - No you go first" Repeat about four times then both crowd through archway together)

I will do my best to be courageous and strong (Two girls enter, one wielding a whip and a chair, like she is taming a lion, the other lifting a "heavy" object over her head)

I will do my best to be responsible for what I say and do (One or two girls enter carrying stuffed "pets", pretending that they are real. They are feeding, watering, brushing and walking them. They also talk to them lovingly.)

I will do my best to respect myself and others (Three girls enter, each holding a small hand mirror. Looking into the mirror, they say to themselves "I respect you, I respect you, I respect you". They then turn to each other and repeat the same thing.)

I will do my best to respect authority (Three girls and an older scout. The girls form a straight line. The older girl gives orders such as "About face" "Left face" "Right face". Each girl turns in opposite direction for general confusion)

I will do my best to use resources wisely (A Scout dressed VERY outlandishly such as purple socks, green skirt, red sweater, blue blouse, etc., with everything fitting very poorly.) She says: My mother sent me shopping, now wasn't that very nice I got all these lovely bargains at half their normal price

I will do my best to make the world a better place (Some girls enter with pet rocks and potted plants. One shows others the new house she just made for her pet rock. Others talk to their plants, etc.)

I will do my best to be a sister to every Girl Scout (Two girls enter wearing outfits with the sleeves and skirts sewn together) They then say (in unison) "Some people say sisters argue. I'm sure this you've heard. But the thing that describes us best, you'll find, inseparables the word

# ***Funny Skits***

## The Lamp Post

- One person comes on stage with a flashlight and announces, "I am a lamp post." That person remains standing with the flashlight held above head and shining on the ground in front of them for the rest of the skit.
- A second person comes in and begins to search around on the ground for something under the lamppost.
- Additional people enter one at a time and ask, "What are you looking for?" Each time the response is, "I (she) lost a dollar and I'm (she's) trying to find it."
- Then each one joins in the search.
- The last person enters and asks, "What are you looking for?"
- Everyone responds, "She lost a dollar and we are helping her look for it."
- The last person who entered responds, "Where did you lose it?"
- The second person responds, "Down the street."
- Everyone else cries out, "Then why are we looking here?"
- The second person replies, "Because this is where the light is!"

## J. C. Penney

- One person stands in front of the audience.
- Another person walks up to the first person.
- First person says, "My, that's a nice looking coat. Where did you get it?"
- The second person responds with, "I got it from J.C. Penney."
- A third person comes up to them. Someone says, "I really like your blouse. Where did you get it?"
- The third person responds, "I got it from J.C. Penney."
- Continue this with several more people. Each time she is asked about where she got some article of clothing (i.e. belt, hat, shoes, watch, etc.) she responds with, "I got it from J.C. Penney."
- The last person comes on stage wearing only a swimsuit or bathrobe. They all ask, "Who are you?"
- She responds with, "I'm J.C. Penney."

## Pebbles

- The setting is an empty classroom with a teacher seated at the head of the room. She is tapping her foot and says, "I wonder why all the children are so late for school today? They are always on time."
- The children enter one by one. The teacher asks each one why they are late for school. They respond that they have been throwing Pebbles in the pond. She then tells them to take their seats and begin on a particular assignment.
- When the last person arrives she is dripping wet. The teacher says, "Who are you and why are you so late?"

# ***Funny Skits***

## **Emergency Alert System Skit**

Required: 6 to 10 girls

Notes: Make sure you practice so the Beeeeps start and stop when they should and so that the punch line does not drag on too long.

Script: All girls but one stand in line. Lead scout is in front or to one side.

**Leader:** For the next ten seconds we will conduct a test of the emergency broadcast system. (line of girls all make Beeeeeeeeeeep sound until the leader raises her hand.)

**Leader:** Thank you. This concludes the test of the emergency broadcast system. Had this been an actual emergency, you would have heard... (line of girls screams in panic and run around)

## **Give the Frog a Loan**

Required: 3 girls - a frog seeking a loan, Patty Wack the loan officer, Ms. Smith the bank manager.

Script:

Ms. Smith is offstage.

Patty Wack is seated at a desk.

The frog walks into the bank.

**frog:** Ribbit. Good morning.

**patty:** Good morning. (looks up and sees frog.) Oh my! Uh, my name is Patty Wack. How can I help you?

**frog:** Ms. Wack, I'd like to get a loan to buy a boat and go on a long vacation.

**patty:** (Takes a hard look at the frog, then shrugs her shoulders and gets out loan form. She starts filling in information) How much would you like to borrow?

**frog:** \$25,000 please.

**patty:** What is your name?

**frog:** Kim Jagger, I'm Mick Jagger's daughter, you know. My dad is good friends with your bank manager.

**patty:** Well, \$25,000 is quite a bit of money. We will need some collateral to secure the loan. What do you have?

**frog:** (holds up a small item) I have this Hummel!

**patty:** (takes item and looks at it in confusion) Well, ummm, I'm going to have the bank manager take a look at this.

(yells) Ms. Smith, could you come here please?!

**Mr. Smith:** Yes, Ms. Wack. What seems to be the trouble?

**patty:** This frog's name is Kim Jagger and she claims her father knows you and she wants a \$25,000 loan and she wants to use this, this, this 'HUMMEL!' as collateral. I don't even know what a Hummel is or if we can even give a loan to a frog!

**Mr. Smith:** Obviously, it's a knick-knack, Patty Wack. Give the frog a loan. Her old man's a Rolling Stone

# Funny Skits

## Invisible Bench - plus Add-Ons Skit

Required: 4 to 8 girls

Script:

Girl #1 walks onstage and squats down as if she is sitting on a bench that is invisible.

Girl#2 walks up to #1.

Girl#2: Whatcha doin'?

Girl#1: Just sitting on this invisible bench.

Girl#2: Can I join you?

Girl #1: Sure.

Girl#2 sits down next to #1.

Girl #3 repeats the dialog.

Each girl comes on and repeats, making a long line of girls sitting on the bench.

Last girl walks up to line of girls.

last Girl : What are you guys doing?

all people: Just sitting here on this invisible bench.

last Girl : No you aren't. I moved the bench over there. (points)

All the sitting girls fall down.

Add-On #1:

last Girl : No you aren't. I moved the bench over there yesterday. (points)

Girl #1: But, I moved it back here this morning!

last Girl : Oh, ok! (and sits down with the rest)

Add-On #2:

last Girl : Oh, ok! (and sits down with the rest)

one more Girl : What are you guys doing?

all Girls: Sitting on this invisible bench.


one more Girl : Oh no! I just got done painting that bench!

all Girls: AAAAGH! (stand up and wipe paint off back sides.)

Add-On #3:

one more Girl : Oh no! I just got done painting that bench!

Girl #1: Oh, that's ok. We all have our invisible paint suits on. (all stand up, and unzip front of suits and step out.)



## Resources

Pearse, Jack. Campfire Programs with Jack Pearse. JACK PEARSE LTD. Huntsville, Ontario. 1980. Page 47–48.

Bowen, Douglas. Creative Campfires. Thorne Printing Co., Inc. Nampa, Idaho. 1974. Page 80-81.

## Useful Websites

<http://www.scoutingweb.com/scoutingweb/Traditions/Stories.htm#Skits>

<http://dragon.sleepdeprived.ca/songbook/skits.htm>

<http://www.scoutorama.com/contents/skits.cfm>

[http://www.macscouter.com/Skits/GS\\_Skits.asp](http://www.macscouter.com/Skits/GS_Skits.asp)

<http://insanescouter.org/c/142/Skits.html>

<http://www.ultimatecampresource.com/site/camp-activities/camp-skits.html>



**girl scouts**   
of black diamond

**Girl Scouts of Black Diamond**

321 Virginia Street West  
Charleston, WV 25322 800.756.7616  
[www.bdgsc.org](http://www.bdgsc.org)